



## DSP DIAMOND POLISHING

FABRICADO E DISTRIBUÍDO POR:

---



DSP Industrial LTDA | CNPJ: 03.960.018/ 0001-23

Rua Marechal Floriano Peixoto, 303 - Ouro Verde II - Campo Largo - PR 83.606-290  
- SAC 0800.600.88.66  
Resp. Técnica: Célio G. Netzel  
CREA-PR: 25.412/D  
Registro Anvisa: 80116980019  
PARA COMPRAS, DÚVIDAS, ELOGIOS E RECLAMAÇÕES: 0800 600 8866

## INSTRUÇÕES DE USO | português

NOME COMERCIAL: DSP Diamond Polishing

NOME TÉCNICO: Dental Prophylaxis and Polishing Pastes

CÓDIGO: 0.1000

Leia atentamente todas as informações destas instruções de uso antes de aplicar o produto.

### INSTRUCTIONS FOR USE

#### PROFESSIONAL USE ONLY

Keep for consultation until the total consumption of the product.

Keep this instruction until there is no more interaction of the product with your patient.

#### CONTENT:

- 1 syringe with 2g DSP Diamond Polishing – 2-4 microns; 2 applicator tips;
- 1 instruction manual for the professional.

#### PRODUCT DESCRIPTION:

DSP Diamond Polishing is a universal polishing paste produced with micronized diamond of extra-fine granulation (2 to 4 microns), for use exclusively by dentists or prosthetics. The product offers excellent result in the polishing and shine of porcelain, dental enamel, resins, composites and other restorative materials. Its formulation was developed for exclusive use in a dental clinic and contains a medium of the paste composed of water-soluble ingredients that provides ease in lubrication during the polishing process and does not suffer from the action of heat. It has medium viscosity that facilitates at the time of polishing.

#### PRODUCT INDICATION:

DSP Diamond Polishing is indicated for use in conjunction with felt discs or velvety discs, which enhances its action in polishing and finishing surfaces of restorative materials in general.

## DSP DIAMOND POLISHING

#### COMPOSITION:

Micronized diamond powder, lubricating medium, thickeners and aroma.

#### INSTRUCTIONS FOR USE:

##### 1st step

Prepare the area to be polished, if necessary use with the aid of sandpaper discs or medium granulation paste, leaving it a smooth tooth surface and in the desired shape.

##### 2nd step

Fit the felt disc to the end of the mandrel. Dispense the paste onto the disc or directly onto the tooth or restorative material. Apply the product at a low speed, exerting slight pressure, with intermittent touches using a circular motion.

##### 3rd step

If necessary, repeat the procedure in step 2, to obtain the desired effect.

#### PRECAUTIONS AND CONTRAINDICATIONS:

Use low speed, exerting slight pressure on the felt discs, with intermittent touches using a circular motion. To avoid excessive heating of the dental surface.

During application of the product it is recommended to wear safety glasses by the professional.

Do not use in patients with any sensitivity to the components of this product. Discontinue use of the product in case of allergic reactions.














#### CONSERVATION AND STORAGE:

- Keep the product in its packaging always closed.
- Protect from the incidence of direct sunlight.
- Store the product at temperatures from 0°C to 30°C.
- If they find malfunctions, request the replacement of the material.

DATE OF MANUFACTURE: PACKING EXPIRATION DATE: 2 YEARS AFTER THE DATE OF MANUFACTURE.

**WARNING:**

Respect the expiration date. Never use the product if it has expired. Keep out of reach of children. For dental use only. Before using observe the appearance of the product, if you notice any anomalies, contact the manufacturer or a professional immediately. The manufacturer is not responsible for damages caused by other uses or by incorrect handling. This material has been manufactured for dental use only and must be handled according to the instructions for use. It is the responsibility of the user to prove, before the use of this product, that this material is compatible and suitable for the desired use, especially when this use is not indicated in these instructions for use. Data descriptions do not constitute any kind of guarantee and, therefore, do not have any link. Do not reuse empty packages. Do not reuse empty packaging for other purposes. To dispose of the product, follow local legislation.

|   |   |
|---|---|
|  | Código do Produto                                   |
|  | Número do lote                                      |
|  | Fabricante  |
|  | Data de fabricação                                  |
|  | Representante na comunidade europeia                |
|  | Reprocessamento Proibido                            |
|  | Data de Durabilidade Mínima                         |
|  | Não reutilize                                       |
|  | Não utilize se a embalagem estiver danificada       |
|  | Mantenha seco                                       |
|  | Mantenha longe da luz                               |
|  | Notificação exigida pela FDA para negócios nos EUA. |
|  | Referência à informação juntada ou anexada          |