

INSTRUCTIONS FOR USE

The DSP Surgical Torque Wrench is made of stainless steel. It features a body with a gear at the end, a flexible shaft parallel to the body, a fixed shaft perpendicular to the body with scales for possible torques, and an internal pin with a spring that determines the direction of rotation of the ratchet. It is fully disassembled for easy cleaning.

INDICATION

The DSP Torque Wrench is indicated for applying and manually controlling torque in implants and prosthetic screws.

INSTRUCTIONS FOR USE

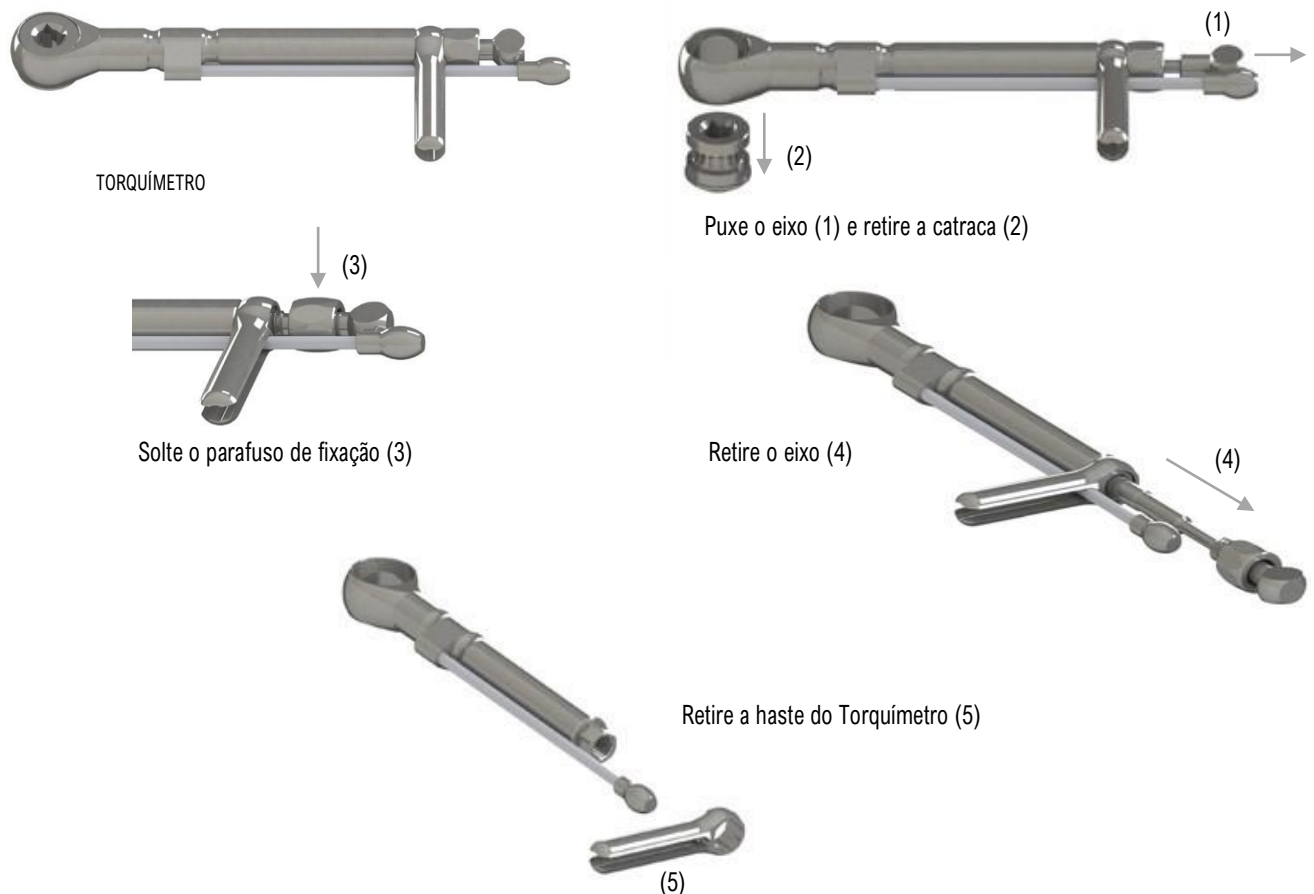
Apply force to the torque wrench rod (never to the torque wrench body) until reaching the value marked on the side graduation that corresponds to the desired torque.

The DSP Torque Wrench features torque markings from 10 to 80 Ncm.

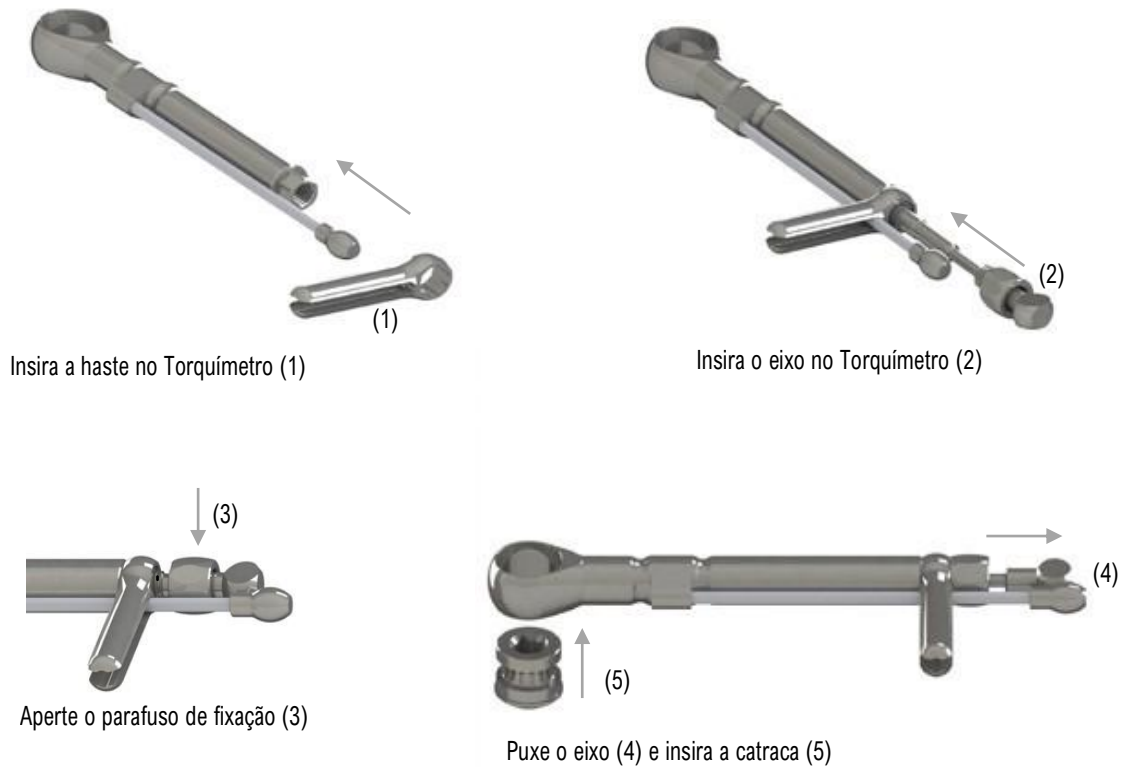
The torque wrench function is only used in a clockwise direction. The ratchet function can be used on either side; simply pull and turn the wrench pin 180°. When reversing the torque direction, be careful not to detach the gear from the wrench body. This reversal can only be performed with the wrench connected to the part or out of the patient's mouth.

CLEANING AND MAINTENANCE

Cleaning should be performed immediately after using the torque wrench. For cleaning, the torque wrench must be disassembled.



Immerse the parts in an aqueous solution of neutral pH detergent or enzymatic detergent and place them in an ultrasound machine for 30 minutes. Then, clean the parts using a soft-bristled brush, detergent, and water. Dry with compressed air. Assemble the torque wrench as follows:



STERILIZATION

The torque wrench is non-sterile. It must be sterilized before use. Moist steam sterilization is recommended; for complete drying, the instrument must be sterilized disassembled.

	Fractional Vacuum/Dynamic Air Removal ¹	Gravitational ²
Sterilization time	4 minutes	15 minutes
Sterilization temperature³	132°C / 270°F	132°C / 270°F
Drying time	At least 20 minutes ⁴	At least 20 minutes ⁴

PRECAUTIONS: Use must be carried out by qualified professionals.

ADVERSE EFFECTS: Failure to follow cleaning, sterilization and assembly recommendations may result in oxidation, corrosion, jamming and disassembly of the Torque Wrench during use.

If inadequate torque is applied, the prosthesis may fracture, the screw may fracture or loosen, or the implant's hexagon may change.

USEFUL LIFE

This product has an indefinite shelf life. Regardless of how many times the instrument is used, the professional should always evaluate its condition after each use.

GUARANTEE

























DSP Biomedical guarantees the owner of this product against any material or manufacturing defects. Any defect must be reported immediately to the manufacturer within the legal deadline. The warranty for products manufactured by DSP Biomedical is linked to compliance with the information described in the instructions for use. Improper use of the product, ignoring the instructions, exempts the manufacturer and/or distributor from any liability.

Note: The warranty does not cover wear and tear due to use of the product.

ASSISTANCE INFORMATION

If further information is required, or if the product presents any adverse effect, with potential risk to the patient, which generates or has the potential to cause injury or threaten public health, or if there is any customer dissatisfaction, please contact DSP by calling 0800 600 88 66, or send an email to_sac@dspbiomedical.com.br.

SYMBOLS

SYMBOLISM	DESCRIPTION	SYMBOLISM	DESCRIPTION
	Batch number		Consult the instructions for use or consult the electronic instructions for use
	Date of manufacture		Careful
	Produced by		Keep in a dry place
	Non-Sterile		Keep protected from sunlight
	Product code		Expiration date
	Temperature limit		Unique device identification number
	Upper and lower humidity limit		Do not use if packaging is broken and consult instructions for use.
	Authorized representative in the European Community		Manufacturer Country
	Model number		Medical Device
	Fragile, handle with care		Importer
	CE Mark		CE marking with number of Notified body ; SIQ, number 1304
	Do not reuse		FDA-mandated prescription notification for the United States market

MANUFACTURED BY

DSP INDUSTRIAL LTDA
Marechal Floriano Peixoto Street, 303 – Ouro Verde II
Campo Largo /PR – Brazil
CNPJ 03.960.018/0001-23
Phone: +55 41 3291-2200

REPRESENTATIVE IN THE EUROPEAN COMMUNITY

DSP BIOMEDICAL EUROPA UNIP LDA
Ocean Avenue, 142 Lt . 4.24 0H
Nations Park – Lisbon - Portugal
1990-502
Phone: (351) 962833592



IFU TORQUE WRENCH 0.1238

08/25/2025 Rev. 01

www.dspbiomedical.com

Technical Manager: CREA- PR 25412/D

ANVISA Registration: 80116980003